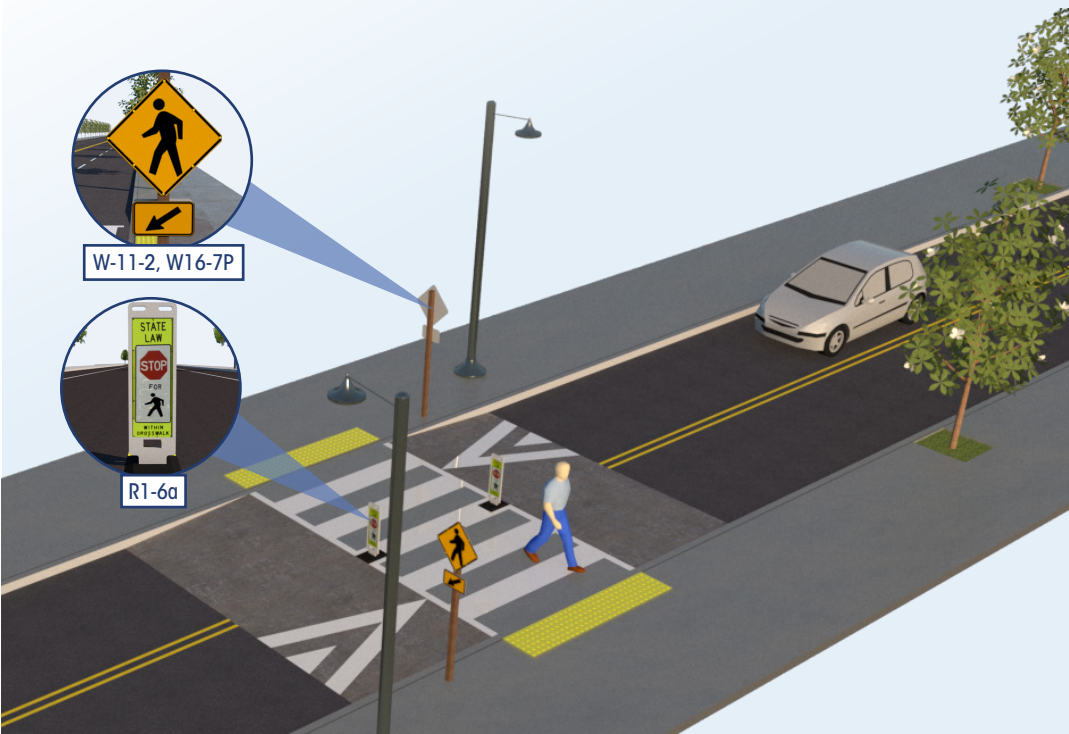


Raised Crosswalk

**SAFE TRANSPORTATION
FOR EVERY PEDESTRIAN**


COUNTERMEASURE TECH SHEET




Raised crosswalks are ramped speed tables spanning the entire width of the roadway, often placed at midblock crossing locations. The crosswalk is demarcated with paint and/or special paving materials. These crosswalks act as traffic-calming measures that allow the pedestrian to cross at grade with the sidewalk.

In addition to their use on local and collector streets, raised crosswalks can be installed in campus settings, shopping centers, and pick-up/drop-off zones (e.g., airports, schools, transit centers).

Raised crosswalks are flush with the height of the sidewalk. The crosswalk table is typically at least 10 feet wide and designed to allow the front and rear wheels of a passenger vehicle to be on top of the table at the same time. Detectable warnings (truncated domes) and curb ramps are installed at the street edge for pedestrians with impaired vision.

 Local and collector roads with high speeds pose a significant challenge for pedestrians crossing the roadway.

 A raised crosswalk can reduce vehicle speeds and enhance the pedestrian crossing environment.

Raised crosswalks can reduce pedestrian crashes by

45%



FEATURES:

- Elevated crossing makes the pedestrian more prominent in the driver's field of vision, and allows pedestrians to cross at grade with the sidewalk
- Approach ramps may reduce vehicle speeds and improve motorist yielding

OFTEN USED WITH:

- Crosswalk visibility enhancements

Raised Crosswalk

EDC-4 STEP: https://www.fhwa.dot.gov/innovation/everydaycounts/edc_4/step.cfm



CONSIDERATIONS

Raised crosswalks are typically installed on 2-lane or 3-lane roads with speed limits of 30 mph or less and annual average daily traffic (AADT) below about 9,000. Raised crossings should generally be avoided on truck routes, emergency routes, and arterial streets.

Drainage can be an issue. Raised crosswalks may be installed with curb extensions where parking exists. They may also be used at intersections, particularly at the entrance of the minor street.

Since this countermeasure can cause discomfort and noise (especially with larger vehicles), it may be appropriate to get public buy-in. Raised crosswalks may not be appropriate for bus transit routes or primary emergency vehicle routes. For States that experience regular snowfall, snowplowing can be a concern.

COST

The cost associated with a raised crosswalk ranges from \$7,110 to \$30,880 each, with the average cost estimated at \$8,170.

References

- Federal Highway Administration. (2013). "Raised Pedestrian Crossings" in PEDSAFE: Pedestrian Safety Guide and Countermeasure Selection System. Available: http://www.pedbikesafe.org/PEDSAFE/countermeasures_detail.cfm?CM_NUM=7
- Thomas, L., Thirsk, N. J., & Zegeer, C. (2016). NCHRP Synthesis 498: Application of Pedestrian Crossing Treatments for Streets and Highways. Transportation Research Board, Washington D.C.
- Bushell, M., Poole, B., Zegeer, C., & Rodriguez, D. (2013). Costs for Pedestrian and Bicyclist Infrastructure Improvements: A Resource for Researchers, Engineers, Planners, and the General Public. Pedestrian and Bicycle Information Center.
- Elvik, R., Christensen, P., and Amundsen, A. (2004). "Speed and Road Accidents An Evaluation of the Power Model." Transportøkonomisk Institutt, Oslo, Norway.