

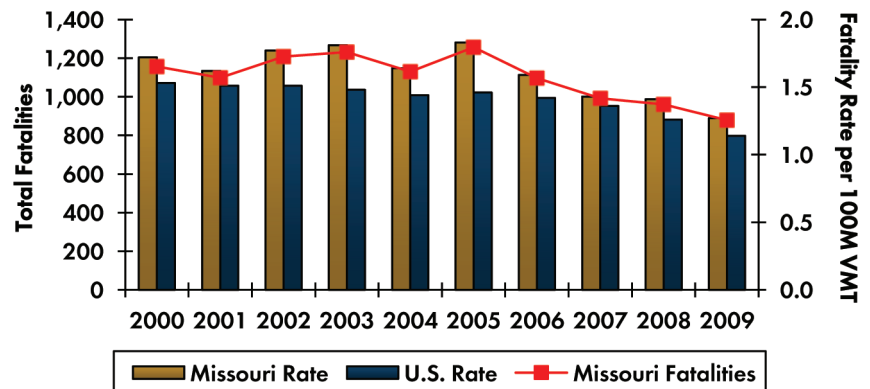


## Motor vehicle crashes are a leading cause of death in the United States.

According to the National Highway Traffic Safety Administration, the number of people who died in crashes across the country decreased from 37,423 in 2008 to 33,808 in 2009. In addition, the number of people injured declined for the ninth year in a row to just over 2.2 million. Even in light of these reductions, motor vehicle crashes remain a significant problem. To improve safety, a coordinated response is needed from all levels and branches of government - Federal agencies, State legislatures, city and county councils, and local agencies. A coordinated response should result in increased safety funding, more effective safety laws, and enhanced education, enforcement, engineering, and emergency response efforts targeting critical safety issues. As part of the overall strategy to reduce fatalities and serious injuries, Missouri has an approved Blueprint to Arrive Alive, which identifies the following emphasis areas: serious crash types (run-off-road, horizontal curves, head-on, trees and utility poles, and intersections), high-risk drivers and occupants (unrestrained occupants, inattentive drivers, aggressive drivers, impaired by alcohol and/or other drugs, young drivers, unlicensed/revoked/suspended drivers, and older drivers), special vehicles (commercial vehicles, motorcycles, and school buses), vulnerable roadway users (pedestrians and bicyclists), and special roadway environments (work zones and highway/rail crossings). To obtain a copy of the Blueprint, contact the State DOT or FHWA Division Office Safety Specialist.

### Fatality Trends

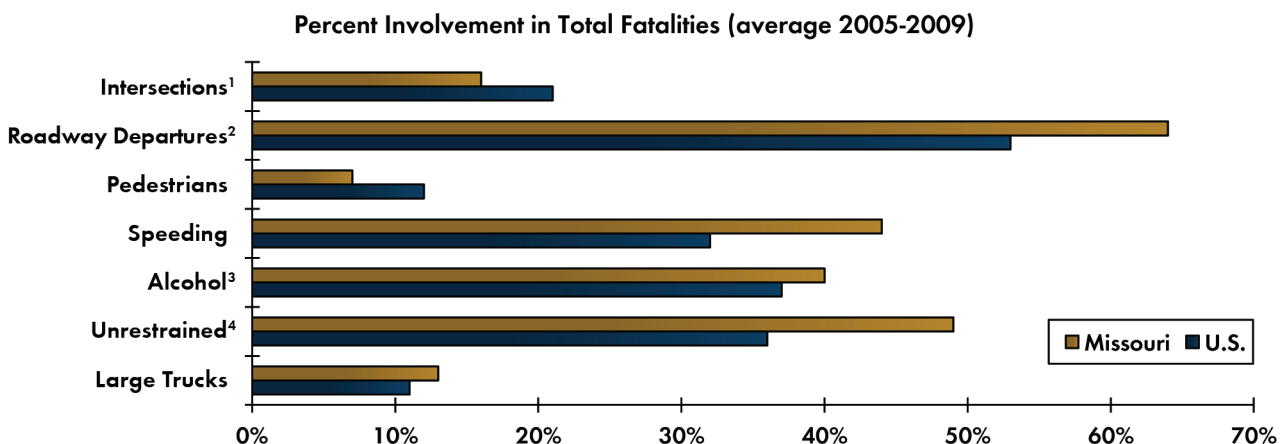
Indicators	MO	U.S.
<b>Total Fatalities</b>		
2009	878	33,808
Average: 2000-2009	1,101	41,157
<b>Fatality Rate (per 100M VMT)</b>		
2009	1.27	1.14
Average: 2000-2009	1.61	1.41



Fatality rate is calculated based on State fatalities per 100 million vehicle miles traveled (VMT). Total fatalities are taken from the Fatality Analysis Reporting System (FARS): [www.nhtsa.gov/FARS](http://www.nhtsa.gov/FARS)

### Safety Focus Areas

This chart represents national safety focus areas and their corresponding percentages of total crash fatalities in the State and in the Nation. More than one of these focus areas may be involved as contributing factors in a single crash.



<sup>1</sup> Non-interchange intersection/intersection-related crashes.

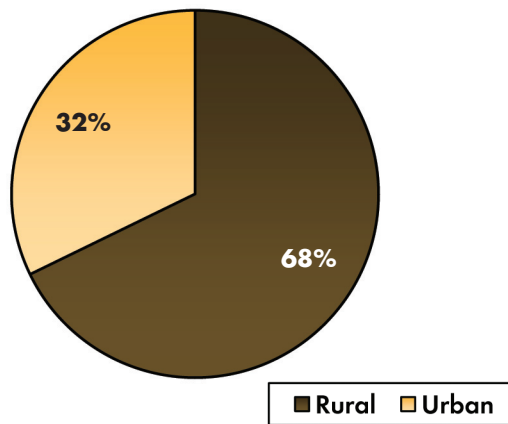
<sup>2</sup> Non-intersection crashes in which a vehicle crosses an edge line, a centerline, or leaves the traveled way. Includes intersections at interchange areas.

<sup>3</sup> Crashes involving a driver with a blood alcohol content (BAC) = .01+.

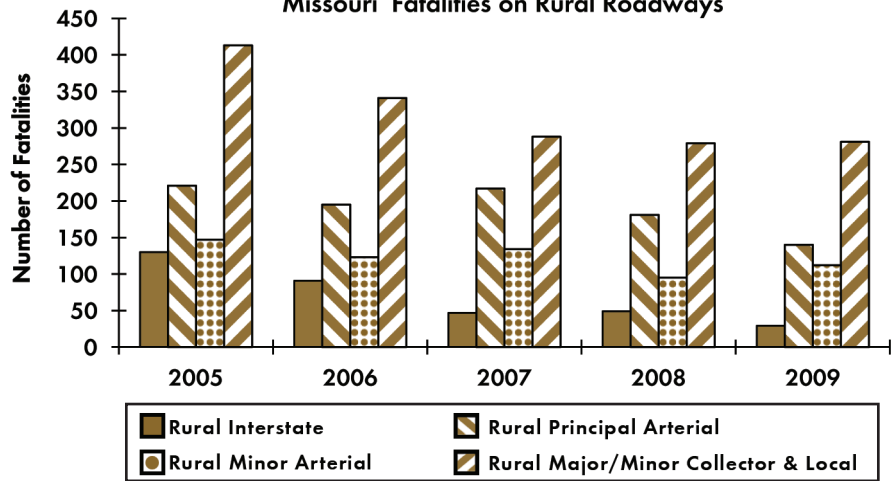
<sup>4</sup> Unrestrained passenger vehicles occupant fatalities. Does not include unknown restraint use.

# Rural and Urban Roadway Fatalities

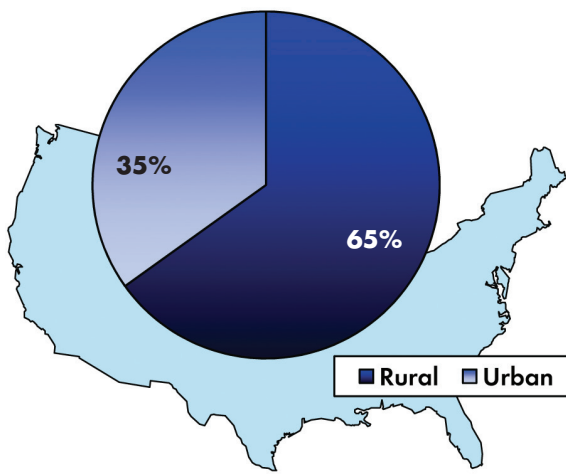
Missouri



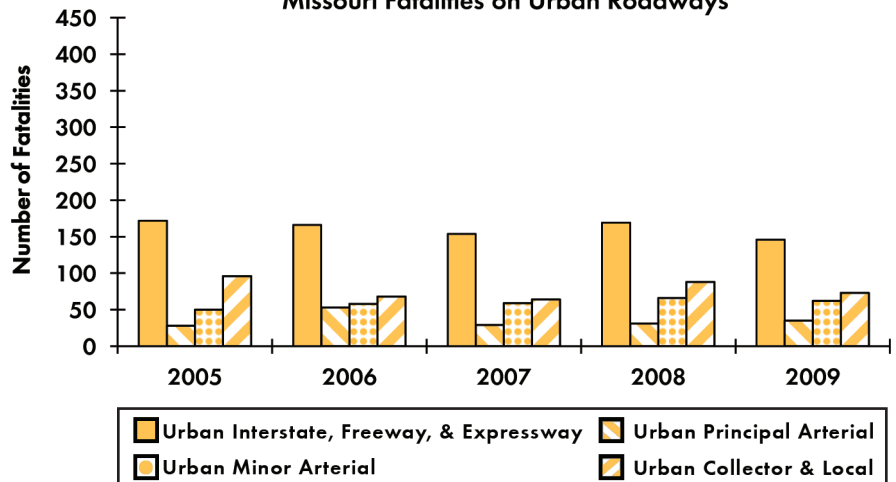
Missouri Fatalities on Rural Roadways



U.S.



Missouri Fatalities on Urban Roadways



For the purposes of this document, the terms urban and rural are based on the definition published in the American National Standard (ANSI D16.1-1996).

## For More Information

The Transportation Safety Planning Working Group: [tsp.trb.org](http://tsp.trb.org)

Fatality Analysis Reporting System: [www.nhtsa.gov/FARS](http://www.nhtsa.gov/FARS)

National Highway Traffic Safety Administration: [www.nhtsa.dot.gov](http://www.nhtsa.dot.gov)

Federal Highway Administration Division Office Contacts: [www.fhwa.dot.gov/field.html](http://www.fhwa.dot.gov/field.html)

Federal Highway Administration, Office of Planning: [www.fhwa.dot.gov/planning/index.htm](http://www.fhwa.dot.gov/planning/index.htm)

Federal Highway Administration, Office of Safety: [safety.fhwa.dot.gov](http://safety.fhwa.dot.gov)

Federal Highway Administration Resource Center: [www.fhwa.dot.gov/resourcecenter/misc/techassist.cfm](http://www.fhwa.dot.gov/resourcecenter/misc/techassist.cfm)

## Contacts

Safety Specialist or  
Planning Team Leader  
FHWA, Missouri Division  
3220 W Edgewood, Suite H  
Jefferson City, MO 65109  
(573) 636-7104

Jennifer Warren  
Transportation Specialist  
FHWA, Office of Safety, E71-113  
1200 New Jersey Ave, SE  
Washington, DC 20590  
(202) 366-2157  
Fax (202) 366-3222  
[Jennifer.Warren@dot.gov](mailto:Jennifer.Warren@dot.gov)

Rae Keasler  
Transportation Planner  
FHWA, Office of Planning, E72-109  
1200 New Jersey Ave, SE  
Washington, DC 20590  
(202) 366-0329  
Fax (202) 493-2198  
[Rae.Keasler@dot.gov](mailto:Rae.Keasler@dot.gov)

Safety and Design or  
Planning Team  
FHWA Resource Center  
One Prairie Office Center  
4749 Lincoln Mall Drive, Suite 600  
Matteson, IL 60443  
Phone: (708) 283-3500  
Fax: (708) 283-3501